


DIESEL GENERATOR DATA SHEET

HIPOWER DIESEL GENERATOR

Powered by Cummins

Model: PGD230C



I . GENERAL DATA

Prime Power	kW/kVA	166	207
Standby Power	kW/kVA	184	230
Frequency	Hz/rpm	60	1800
Voltage	V	208	120
Current	A	694	
Connection	/	3P 4W/Y	
Rated Power Factor	/	0.8	
Open Type (LxWxH)	mm	2550x1000x1570	
Open Type(Weight)	kg	1750	
Silent Type (LxWxH)	mm	3000x1200x1800	
Silent Type(Weight)	kg	2350	



■ Available for voltages 400/230V, 480/277V, 380/220V, 440/254V, 416/240V, 220/127V, 208/120V

■ All datas based on ISO 3046, altitude 100m (328ft), barometric pressure 100kPa (29.53inHg), air temperature 25°C (77°F), relative humidity 30%.

■ Please contact with engineer for correct generator capacity selection when the load application can't meet with the standard reference.

■ Diesel generators comply with standards :ISO8528,ISO 14000,ISO3046,GB755,BS5000,VDE0530,IEC34-1

II. STANDARD CONFIGURATION

Engine	Cummins, including air filters, fuel filters, oil filter, starting motor and charging alternator etc.
Alternator	brushless AC alternator
Radiator	50°C, fan protective shroud
Base Frame	≤550KW: base mounted fuel tank, anti-vibration pads, battery holder
	>550KW: channel steel base frame, anti-vibration pads, battery holder
Circuit Breaker	≤1250A : Molded case circuit breaker(MCCB)
Control System	DEEP SEA 6020
Start Battery	Dry charged battery, available for 6 times starts under standard condition; connection cables.
Installation Accessories	Bellow, Elbow and flange, Exhaust silencer, etc.
Tool	standard
Documents	Electric drawing, operation & maintenance manual, certification etc.

III. OPTIONAL CONFIGURATION

Engine Accessories	◇ Heavy-duty air filter ◇ Coolant heater ◇ Lub oil heater ◇ Fuel and Water Separator
Alternator And Accessories	◇ Stamford ◇ Leroy Somer ◇ Marathon ◇ Anti condensation heater ◇ PMG
	◇ High voltage _____ kV
Cooling System	◇ 50°C radiator ◇ Heat exchanger + water cooling tower + External water circulation pumping system
	◇ Remote horizontal water tank system
Control System	◇ AMF ◇ Parallel ◇ Practical type in low temperature environment ◇ Control Screen Heater
	◇ Other (Comap、DEIF)
Circuit Breaker	◇ 3/4 poles ◇ Fixed/handcart type ◇ Electric mechanism
Automatic Transfer Swtich	◇ ATS cabinet
Start Battery	◇ Nickel-cadmium battery ◇ Maintenance-free battery ◇ Power charger and selector
	◇ Charging current meter
External Fuel Tank	◇ 500L ◇ 1000L ◇ 1500L ◇ 2000L ◇ 2500L ◇ 3000L ◇ 4000L ◇ 5000L
Others	_____

IV. ENGINE DATA

Engine Model	6CTAA8.3-G2	Engine Power	210	kW
Aspiration	Turbocharged and Air to air aftercooled	Displacement	8.3	L
Type	In-line	Bore×Stroke	114×135	mm
No. of Cylinders	6	Compression Ratio	18.0:1	
Governor Type	Electronic Governor	Rated Speed	1800	RPM

■ Fuel System

Prime Power Fuel Consumption	49	L/h	Standby Power Fuel Consumption	56	L/h
Fuel #	ASTM D975 No.2-D or BS2869 1998 Class A1, A2		Injection System	BYC P7100	

■ Lubrication System

Lub Oil Capacity	23.8	L			
Lub #	API CF-4 15W40		Max.Temperature	121	°C

■ Coolant System

Coolant Capacity	33.5	L	Max. Top Tank Temp.	104	°C
Std. Thermostat (Modulating) Range	82 - 93	°C	Fan Drive Method	Shaft drive	
Cooling Fan Air Flow	456	m3/min			

■ Air Intake System

Combustion Air Flow	15.24/15.72	m3/min	Maximum Air Intake Restriction	4	kPa
---------------------	-------------	--------	--------------------------------	---	-----

■ Exhaust System

Exhaust Gas Flow	40.5/45.3	m3/min	Max.Back Pressure	10	kPa
Exhaust Gas Temp	≤585	°C	Exhaust Pipe Size	φ102	mm

■ Starting System

Start Mode DC24V Electric start Battery 2×120 Ah

V. ALTERNATOR DATA

Alternator Model	LSA44.3BL14	Rate Power	196/245	kW/kVA
PF.	0.8	Voltage	440/254	V
Phase	3	Frequency	60	Hz
Connection	3P 4W/Y	Bearing	1	
Winding Pitch	2/3	Proteccion Class	IP21	
Insulation Class	H	Efficiency	92%	
Tel. Influence	TIF: < 50	Voltage Regulation	±1.0%	
Harmonic Coefficient	THF: < 2%	AVR	AS440	
Voltage Adjust Scope	≥±5%	Excitation System	Self Excited	

VI. CONTROL SYSTEM DATA

MODEL DSE6020

■ Main feature

Electronic J1939 (CAN) and nonelectronic MPU and alternator sensing engine support for diesel, gas and petrol engines all in one variant.

With a number of flexible inputs, outputs and protections, the modules can be easily adapted to suit a wide range of applications.



■ Key Function

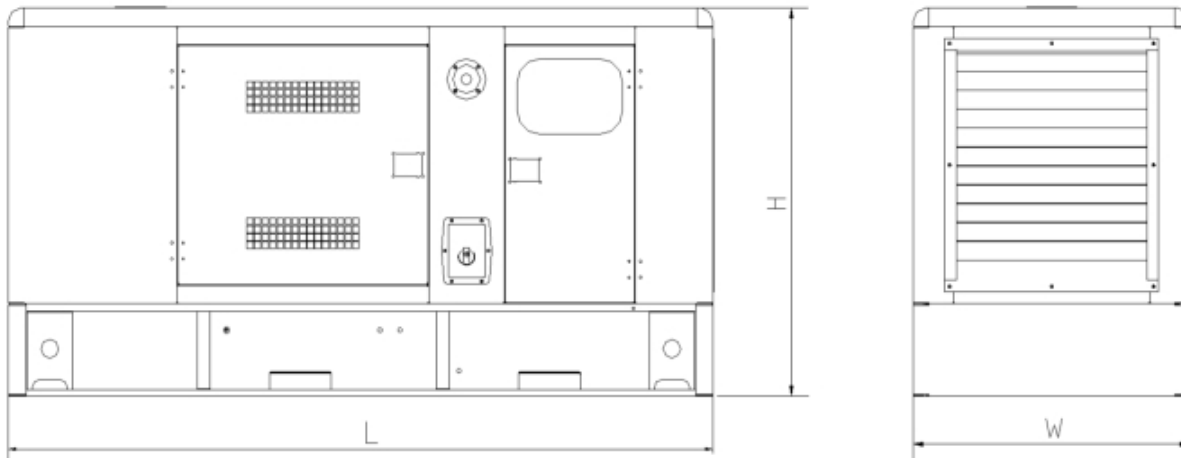

- | | | |
|---|--|--|
| ▲ Utility voltage sensing | ▲ Configurable staged loading outputs | ▲ Configurable remote start input |
| ▲ Generator/load power monitoring (kW, kV A, kV Ar, pf) | ▲ CAN, MPU and alternator speed sensing in one variant | ▲ Alternative configuration |
| ▲ Generator overload protection (kW) | ▲ 3 engine maintenance alarms | ▲ Alarm including common alarm, common electric and common shutdown |
| ▲ Efficient power save mode | ▲ Engine speed protection | ▲ LCD and LED alarm indication |
| ▲ Mains and generator closed via front panel | ▲ Engine pre-heat | ▲ Configurable event log (50) |
| ▲ 4 configurable DC outputs | ▲ Multiple date and time scheduler | ▲ Heated display option available |
| ▲ 4 configurable analog./digital inputs | ▲ Engine idle control for starting & stopping | ☆ <i>For more information, please visit the official website</i> |
| ▲ 6 configurable digital inputs | ▲ Fuel pump control | |

- ▲Support for 0 10 V & 4 20 mA oil pressure sensors
- ▲Battery voltage monitoring
- ▲Start on low battery voltage

VII. WARRANTY POLICY

- 1.Guarantee for three years or 2000 hours (accord to whichever reach first)from ex-factory date. Refer to 《 Diesel Generator Warranty Manual》 for more details.
- 2.Wearing parts(filters), incorrect man-made operation, maintenance failures are excluded from the warranty policy

VIII. DRAWING (for illustration purposes only)



Cumple con UL STD 2200 Certificado para
 CSA STD C22.2 # 100 Certificado para CSA
 STD C22.2 # 14

